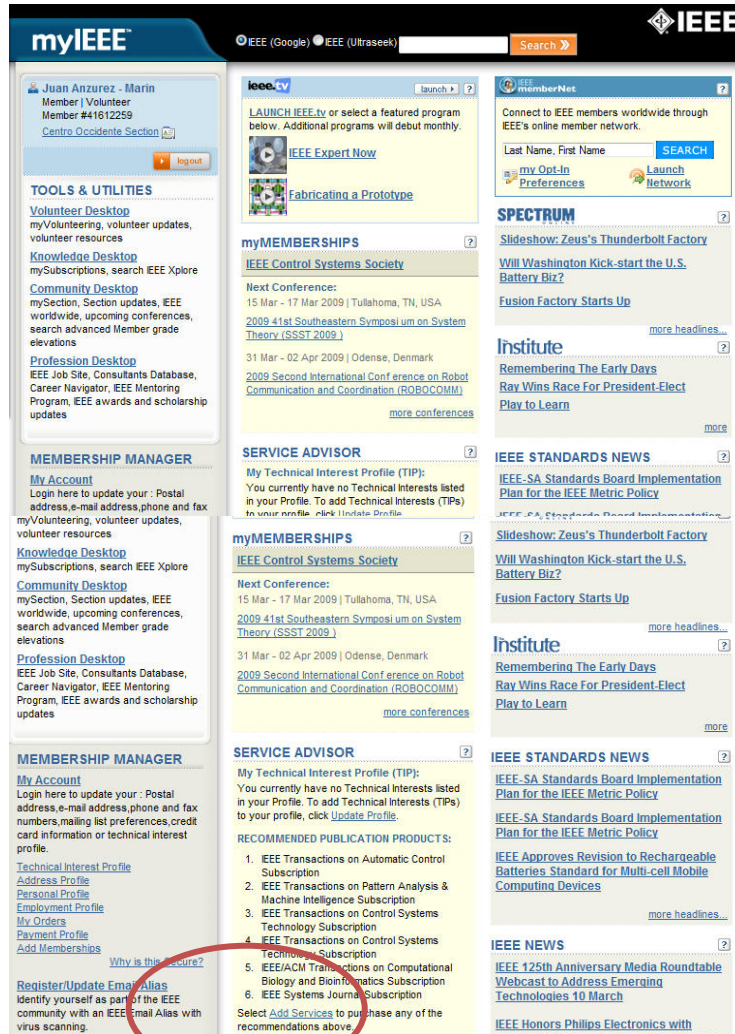


Guía para crear una cuenta xxx@ieee.org

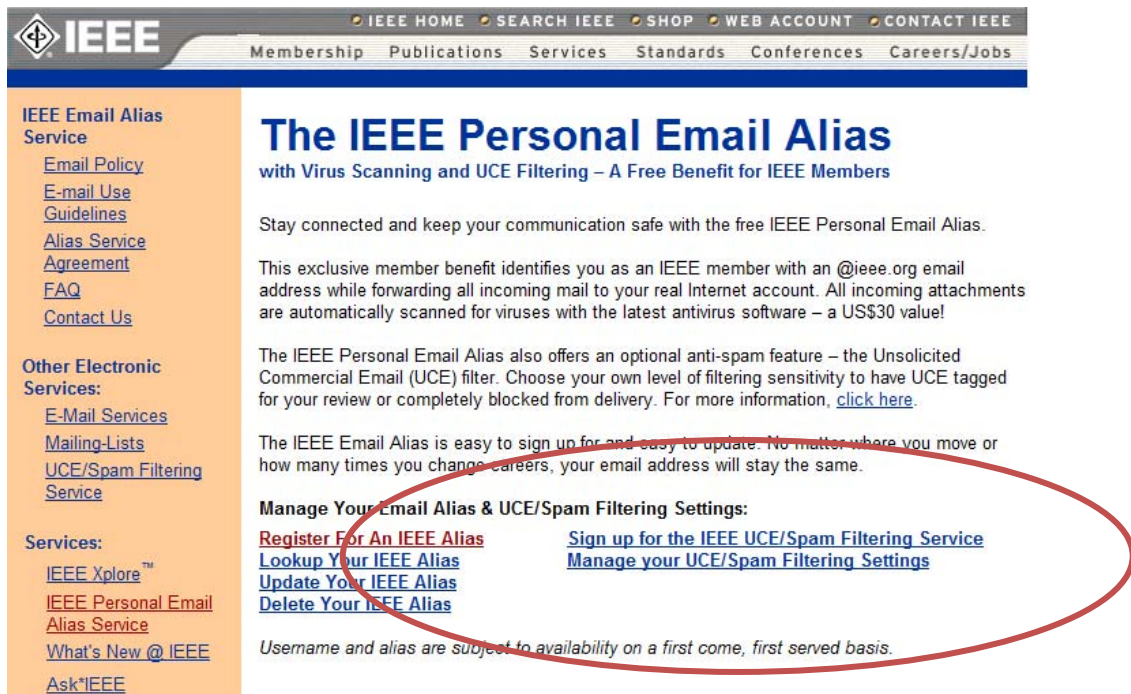
1.- Te firmas en Myieee con tu Web Account, te lleva a la siguiente pagina:
http://services35.ieee.org/portal/site/membsecure/menuitem.2e9f37a7948343f09dc4cd105bac26c8/index.jsp?pName=main_secure&jsessionid=n2C4JyJBQnFCW27fmKVtXNGYyQGC4jKm4JlyBh6sBM4vk2BqsqJq!1129711250!-592835027



The screenshot shows the myIEEE website interface. On the left sidebar, under the 'MEMBERSHIP MANAGER' section, the link 'Register/Update Email Alias' is circled in red. The main content area displays various sections including 'myMEMBERSHIPS', 'SERVICE ADVISOR', and 'IEEE STANDARDS NEWS'. The top navigation bar includes the IEEE logo and search options.

2.- Hacer Clic en la opción [Register/Update Email Alias](#) , marcado con el círculo en la figura anterior, lo cual te lleva a la siguiente pantalla:

<http://elecomm.ieee.org/>



IEEE HOME SEARCH IEEE SHOP WEB ACCOUNT CONTACT IEEE
Membership Publications Services Standards Conferences Careers/Jobs

The IEEE Personal Email Alias

with Virus Scanning and UCE Filtering – A Free Benefit for IEEE Members

Stay connected and keep your communication safe with the free IEEE Personal Email Alias.

This exclusive member benefit identifies you as an IEEE member with an @iee.org email address while forwarding all incoming mail to your real Internet account. All incoming attachments are automatically scanned for viruses with the latest antivirus software – a US\$30 value!

The IEEE Personal Email Alias also offers an optional anti-spam feature – the Unsolicited Commercial Email (UCE) filter. Choose your own level of filtering sensitivity to have UCE tagged for your review or completely blocked from delivery. For more information, [click here](#).

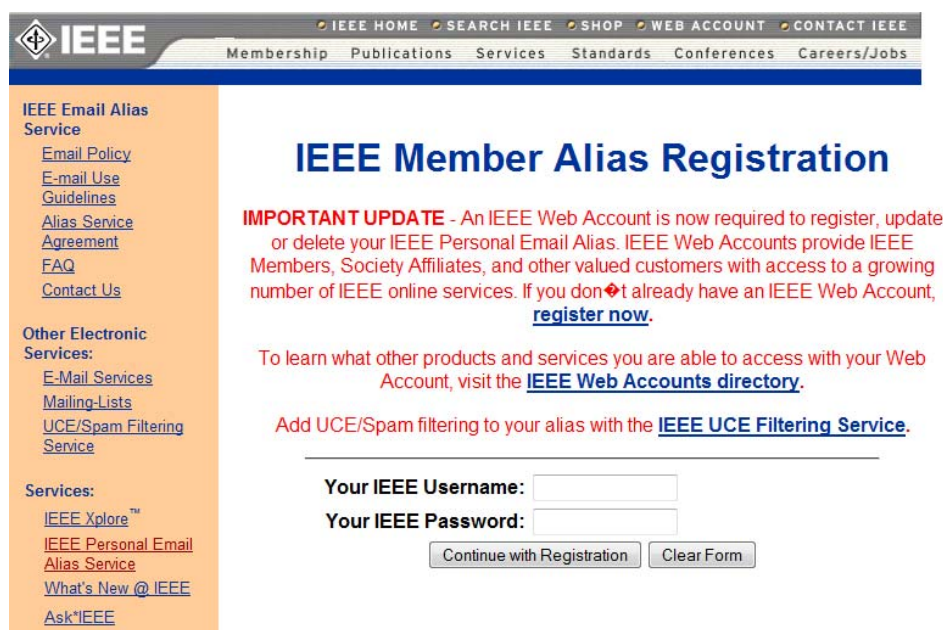
The IEEE Email Alias is easy to sign up for and easy to update. No matter where you move or how many times you change careers, your email address will stay the same.

Manage Your Email Alias & UCE/Spam Filtering Settings:

[Register For An IEEE Alias](#) [Sign up for the IEEE UCE/Spam Filtering Service](#)
[Lookup Your IEEE Alias](#) [Manage your UCE/Spam Filtering Settings](#)
[Update Your IEEE Alias](#)
[Delete Your IEEE Alias](#)

Username and alias are subject to availability on a first come, first served basis.

3.- En la pantalla de la Figura 2 puedes ver varias opciones que corresponden al Manage Your Email Alias (Registro, Visualizar, Actualizar y borrar), la primera vez escoge la opción de Registro (Register For An IEEE Alias), lo cual te lleva a volver a registrar



IEEE HOME SEARCH IEEE SHOP WEB ACCOUNT CONTACT IEEE
Membership Publications Services Standards Conferences Careers/Jobs

IEEE Member Alias Registration

IMPORTANT UPDATE - An IEEE Web Account is now required to register, update or delete your IEEE Personal Email Alias. IEEE Web Accounts provide IEEE Members, Society Affiliates, and other valued customers with access to a growing number of IEEE online services. If you don't already have an IEEE Web Account, [register now](#).

To learn what other products and services you are able to access with your Web Account, visit the [IEEE Web Accounts directory](#).

Add UCE/Spam filtering to your alias with the [IEEE UCE Filtering Service](#).

Your IEEE Username:

Your IEEE Password:

4.- Ingresas Username y Password nuevamente y capturas tus datos de un Alias IEEE y la Dirección REAL a donde te desviarán tus correos.